

School-Performance Report

April 2017

Sayville School District

Sayville Website: sayvilleschools.org

HOW DOES SAYVILLE MEASURE UP?

Report cards! Everyone knows they serve a purpose in assessing the growth and development of students, but school districts too receive report cards that compare and evaluate their effectiveness and determine if a quality education—a fundamental human right—is being offered to each of its students.

This 2017 issue of the *School-Performance Report* incorporates the latest data gathered from the New York State Education Department (NYSED) Report Card. This information has been compiled for this publication to help the Sayville community better understand the character and performance of our schools.

How does Sayville compare with state and federal guidelines? And more importantly what is the impact of Sayville's educational programs on our students?

Similar to last year's report, these pages show that Sayville's graduation rate and performance on NYS Regent exams are well above county and state average. In addition, the district continues to garner accolades for best practices in programs, financial management, and student accomplishments as well as afford student opportunities for optimum growth. These sterling qualities have characterized Sayville Schools in the past and have not tarnished despite challenging dramatic changes over the past several years. Why? The answer bears repeating; "These outcomes reflect the support of a caring community, the contributions of talented and creative educators, the backing of nurturing families, and of course, the hard work of our students."

Thank you for your continued support,
Your Sayville Board of Education

ACCORDING TO THE BASIC EDUCATION DATA SYSTEM

Sayville's total enrollment for K-12 of 2,930 students is distributed among:

- Three elementary Schools (K-5)
- One middle school (6-8)
- One high school (9-12)
- Free and Reduced Lunch: 9.5%


Sayville has been highly ranked for its overall **Education Equity** in providing all students with opportunities through academic programs, community service, and extracurricular activities.

"Education Equity is a measure of achievement, fairness, and opportunity in education and is linked with the study of excellence."



CHECK OUT WHAT YOUR SCHOOLS HAVE TO OFFER


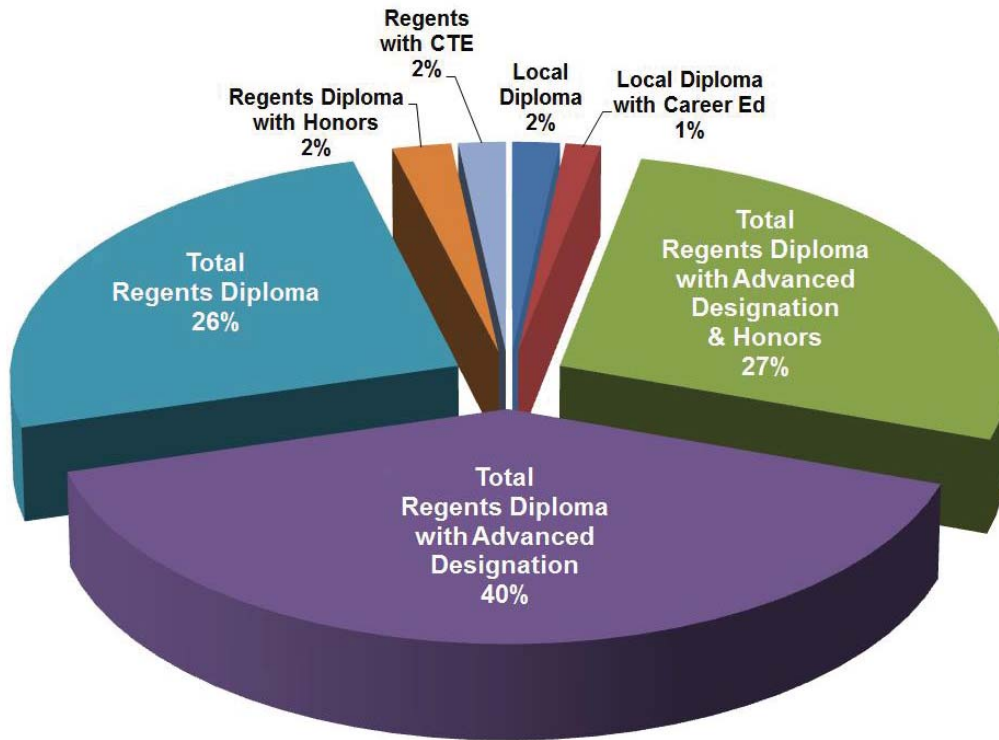
- Comprehensive Academic Program
- Post Secondary Plan
- College Courses at reduced tuition rates
- R.I.S.E. (Research In Science and Engineering) & R.I.S.E. Tech
- Advanced Placement - 22 courses
- Advanced Placement Capstone
- Career-Readiness Opportunities including Virtual Enterprise International Offerings



- LOTE Offerings, including AP Spanish, AP French & Elementary LOTE
- Special-Education Career Development & Prevocational Support
- Clubs and Student Government
- Character Education
- Extracurriculum
 - Fine Arts
 - Performing Arts
 - Sports & Athletics
- Varied Electives
- Numerous Community Service Opportunities
- ENRICHMENT (middle & elementary)



DIPLOMA TYPES EARNED FROM GRADUATING CLASS OF 2016



GRADUATION RATE

- 98% = SAYVILLE COHORT
- 89% = SUFFOLK COUNTY
- 79% = STATEWIDE

SCHOLARSHIPS AWARDED \$4.1 MILLION

The amount includes \$106,000 in scholarships and awards from local community organizations.

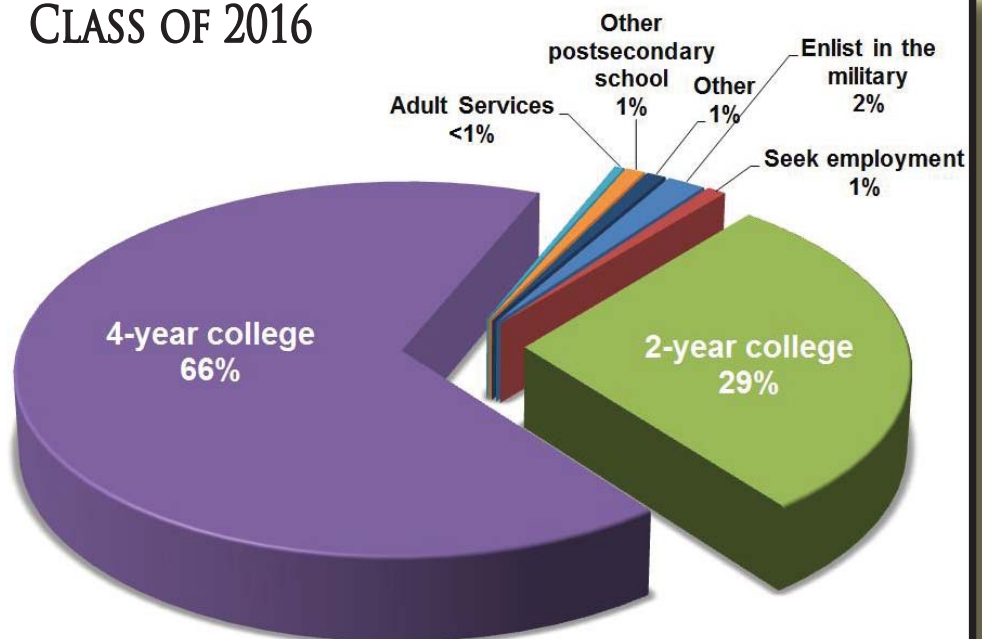
SAYVILLE HIGH SCHOOL STUDENTS EARN COLLEGE CREDIT FROM COLLEGES & SCHOOLS THAT INCLUDE:

- STONY BROOK UNIVERSITY
- SUNY FARMINGDALE
- LIU - Post
- SCCC
- ST. JOHN'S CAP (College Advantage Program) COMING SOON.

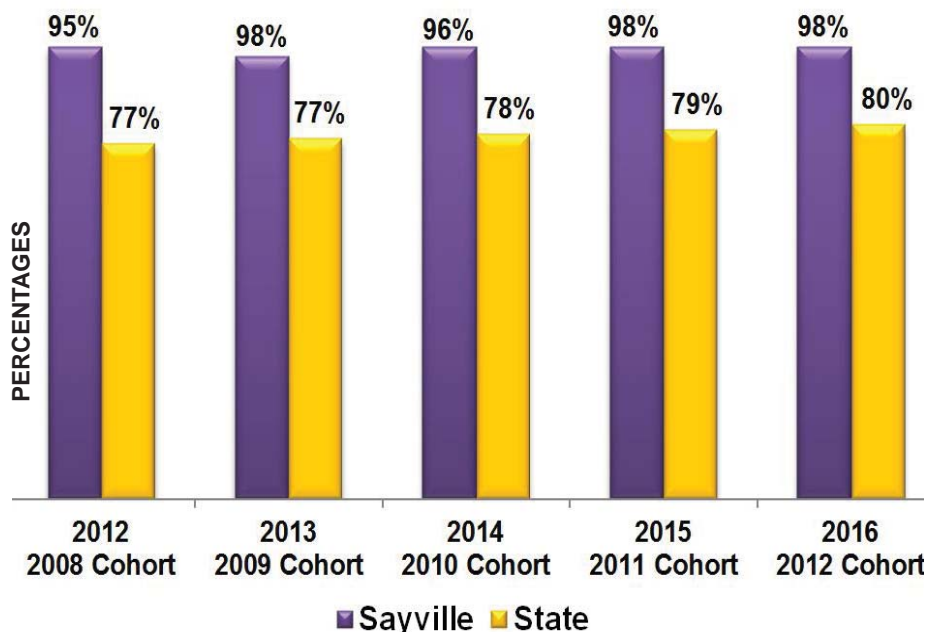
SIX courses in our *Program of Studies* can be taken for college credit at a **REDUCED RATE**.

SAYVILLE'S POST-GRADUATION PLANS

CLASS OF 2016



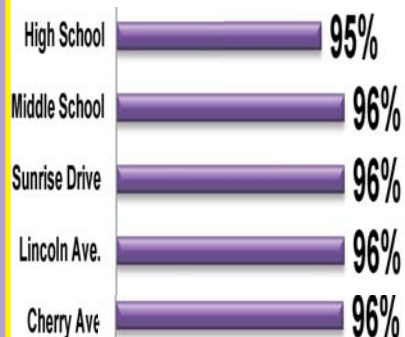
SAYVILLE'S 4-YEAR GRADUATION RATE COMPARISON



GRADUATION YEAR AND COHORT INCLUDING AUGUST

SAYVILLE'S ATTENDANCE RATE

2015-2016 SCHOOL-YEAR ATTENDANCE %

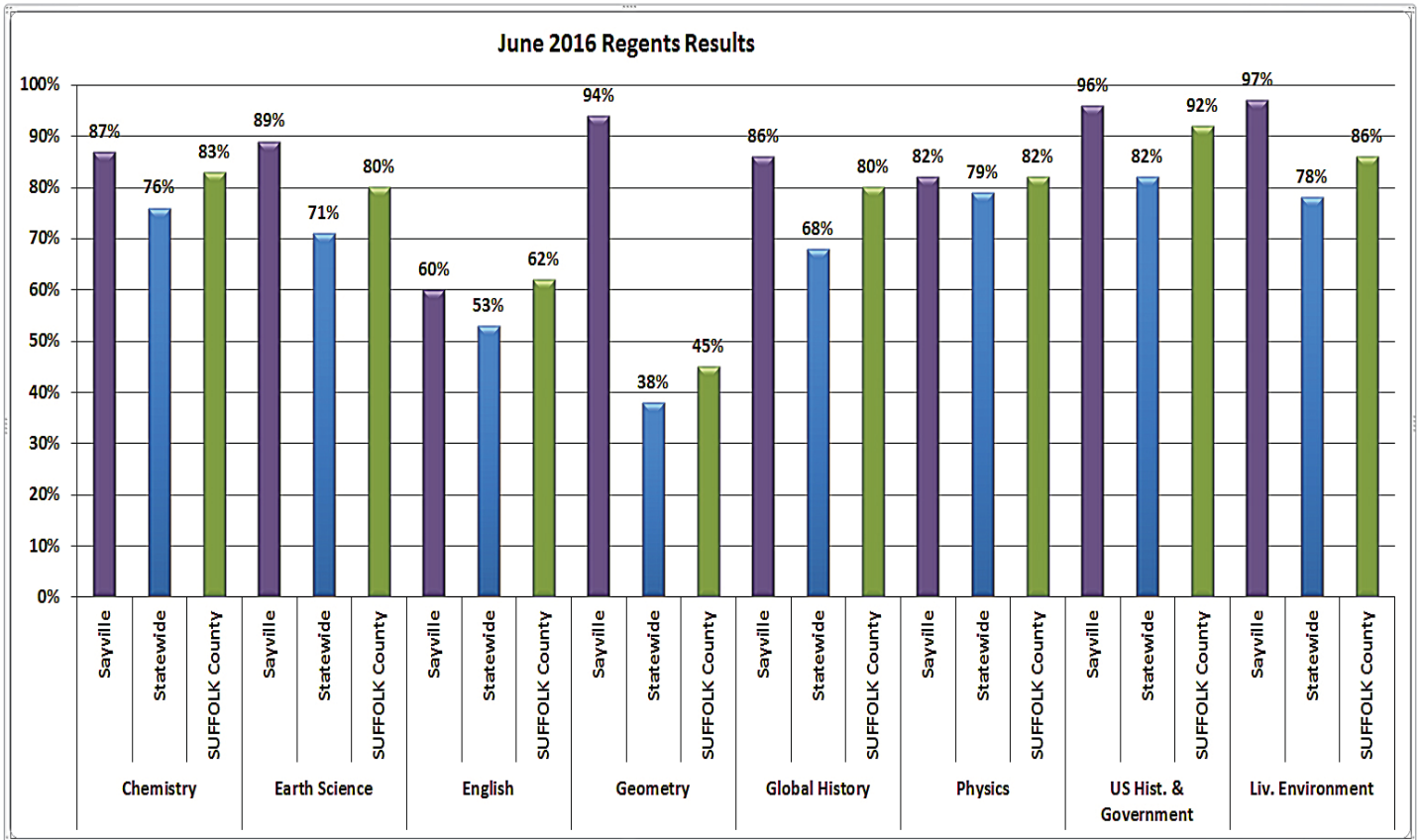


SAYVILLE'S FIVE-YEAR REGENTS-PASSING RATE COMPARISON

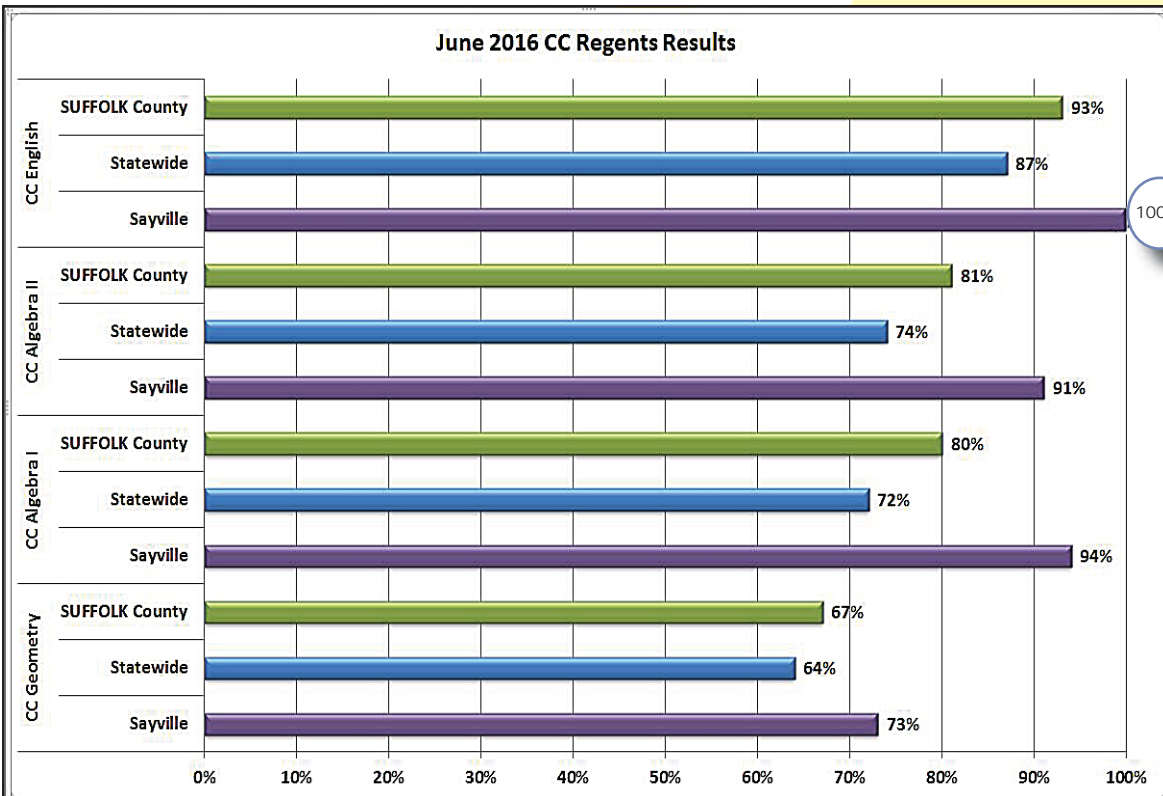
| 5-YEAR REGENTS COMPARISON WITH STATE | | | | | Percent of Students Scoring 65 or Greater | | | | | GREEN ABOVE | WHITE SAME | RED BELOW |
|--------------------------------------|------|----------|-----------|-----|---|------|----------|-----------|-----|-------------|------------|-----------|
| Subject | Year | SAYVILLE | STATEWIDE | GAP | Subject | Year | SAYVILLE | STATEWIDE | GAP | | | |
| Alg 2 Trig | 2012 | 77 | 64 | 13 | Int. Algebra | 2012 | 98 | 71 | 27 | | | |
| | 2013 | 77 | 66 | 11 | | 2013 | 97 | 74 | 23 | | | |
| | 2014 | 73 | 66 | 7 | | 2014 | 90 | 72 | 18 | | | |
| | 2015 | 77 | 60 | 17 | | 2015 | 88 | 62 | 26 | | | |
| CC Algebra 2 | 2016 | 91 | 74 | 17 | CC Algebra 1 | 2016 | 94 | 72 | 22 | | | |
| English | 2012 | 99 | 82 | 17 | Geometry | 2012 | 95 | 74 | 21 | | | |
| | 2013 | 95 | 77 | 18 | | 2013 | 94 | 74 | 20 | | | |
| | 2014 | 95 | 82 | 13 | | 2014 | 91 | 73 | 18 | | | |
| | 2015 | 96 | 83 | 13 | | 2015 | 86 | 72 | 14 | | | |
| CC English | 2016 | 100 | 87 | 13 | CC Geometry | 2016 | 73 | 64 | 9 | | | |
| Earth Science | 2012 | 95 | 73 | 22 | Living Environment | 2012 | 99 | 79 | 20 | | | |
| | 2013 | 93 | 71 | 22 | | 2013 | 98 | 76 | 22 | | | |
| | 2014 | 95 | 72 | 23 | | 2014 | 98 | 78 | 20 | | | |
| | 2015 | 95 | 72 | 23 | | 2015 | 96 | 77 | 19 | | | |
| | 2016 | 89 | 71 | 18 | | 2016 | 97 | 78 | 19 | | | |
| Chemistry | 2012 | 91 | 78 | 13 | Physics | 2012 | 83 | 79 | 4 | | | |
| | 2013 | 86 | 76 | 10 | | 2013 | 85 | 81 | 4 | | | |
| | 2014 | 81 | 73 | 8 | | 2014 | 89 | 81 | 8 | | | |
| | 2015 | 87 | 75 | 12 | | 2015 | 83 | 82 | 1 | | | |
| | 2016 | 87 | 76 | 11 | | 2016 | 81 | 79 | 2 | | | |
| Global History | 2012 | 96 | 71 | 25 | US Hist. & Government | 2012 | 97 | 79 | 18 | | | |
| | 2013 | 93 | 71 | 22 | | 2013 | 96 | 79 | 17 | | | |
| | 2014 | 87 | 66 | 21 | | 2014 | 97 | 80 | 17 | | | |
| | 2015 | 89 | 67 | 22 | | 2015 | 96 | 84 | 12 | | | |
| | 2016 | 87 | 68 | 19 | | 2016 | 96 | 82 | 14 | | | |

MORE ABOUT THE 2016 REGENTS

Sayville UFSD CONSISTENTLY OUTPERFORMS state and county averages.
These strong results contribute to accolades such as **NEW YORK STATE REWARD SCHOOL** and **NEWSWEEK's Top High Schools**.



2016 REGENTS PASSING RATE COMPARISONS



**DEMANDING
& RIGOROUS**

Common
Core *Algebra*
and *Geometry*
reflect the more
demanding
and rigorous
New York
State Learning
Standards.

SAYVILLE'S FIVE-YEAR NYS ELA & MATH COMPARISON

| 5-YEAR NY State ELA & Math Exams COMPARISON WITH STATE | | | | | | | | | |
|--|-------|----------|-----------|-----|---------|--------|----------|------------------|-----|
| Percent of Students Scoring Proficiency | | | | | | | | | |
| ELA | Year | SAYVILLE | STATEWIDE | GAP | Math | Year | SAYVILLE | STATEWIDE | GAP |
| Grade 3 | 2012 | 74 | 56 | 18 | Grade 3 | 2012 | 75 | 61 | 14 |
| | *2013 | 48 | 31 | 17 | | *2013 | 56 | 34 | 22 |
| | *2014 | 45 | 32 | 13 | | *2014 | 59 | 42 | 17 |
| | *2015 | 40 | 31 | 9 | | *2015 | 67 | 42 | 25 |
| | *2016 | 63 | 42 | 21 | | *2016 | 66 | 44 | 22 |
| Grade 4 | 2012 | 78 | 59 | 19 | Grade 4 | 2012 | 85 | 69 | 16 |
| | *2013 | 41 | 30 | 11 | | *2013 | 45 | 36 | 9 |
| | *2014 | 49 | 32 | 17 | | *2014 | 60 | 42 | 18 |
| | *2015 | 49 | 33 | 16 | | *2015 | 67 | 43 | 24 |
| | *2016 | 45 | 41 | 4 | | *2016 | 60 | 45 | 15 |
| Grade 5 | 2012 | 80 | 58 | 22 | Grade 5 | 2012 | 87 | 67 | 20 |
| | *2013 | 40 | 30 | 10 | | *2013 | 34 | 30 | 4 |
| | *2014 | 43 | 29 | 14 | | *2014 | 55 | 39 | 16 |
| | *2015 | 41 | 30 | 11 | | *2015 | 55 | 43 | 12 |
| | *2016 | 43 | 33 | 10 | | *2016 | 65 | 40 | 25 |
| Grade 6 | 2012 | 79 | 56 | 23 | Grade 6 | 2012 | 80 | 65 | 15 |
| | *2013 | 45 | 30 | 15 | | *2013 | 55 | 31 | 24 |
| | *2014 | 33 | 28 | 5 | | *2014 | 57 | 37 | 20 |
| | *2015 | 50 | 31 | 19 | | *2015 | 57 | 39 | 18 |
| | *2016 | 53 | 34 | 19 | | *2016 | 68 | 40 | 28 |
| Grade 7 | 2012 | 78 | 52 | 26 | Grade 7 | 2012 | 82 | 65 | 17 |
| | *2013 | 42 | 31 | 11 | | *2013 | 31 | 28 | 3 |
| | *2014 | 34 | 28 | 6 | | *2014 | 45 | 32 | 13 |
| | *2015 | 38 | 29 | 9 | | *2015 | 46 | 35 | 11 |
| | *2016 | 40 | 35 | 5 | | *2016 | 64 | 36 | 28 |
| Grade 8 | 2012 | 72 | 50 | 22 | Grade 8 | 2012 | 78 | 61 | 17 |
| | *2013 | 54 | 34 | 20 | | *2013 | 31 | 28 | 3 |
| | *2014 | 45 | 34 | 11 | | *2014 | 11 | 22 ^{AA} | -11 |
| | *2015 | 51 | 35 | 16 | | **2015 | 81 | 41 | 40 |
| | *2016 | 57 | 41 | 16 | | **2016 | 90 | 44 | 46 |

*Common Core Assessment

**8th Grade included Integrated Alg. 1 Regents

^{AA}2014-2015 results impacted by a significant number of student refusals.



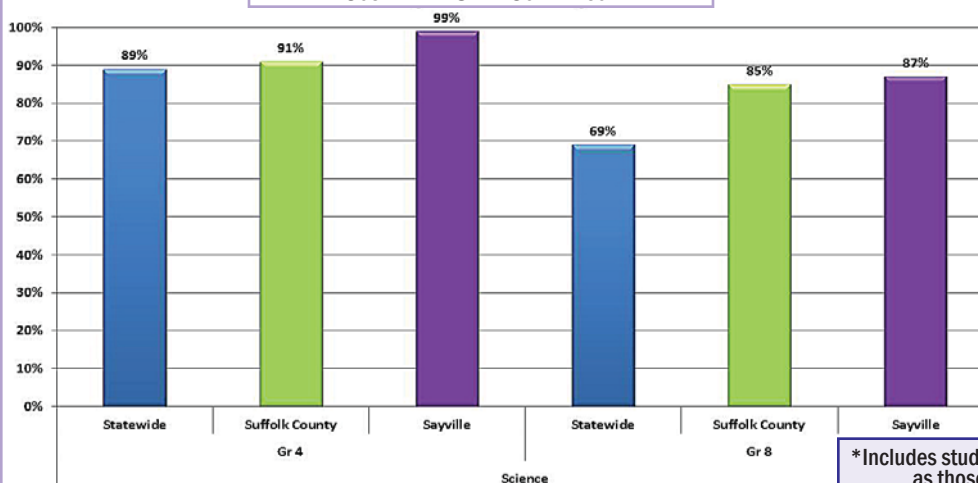
PERFECT SCORE IN WORDMASTERS CHALLENGE™

Sayville Lincoln Avenue Fifth-grader James Kretz (PHOTO RIGHT) was one in only sixty-seven Fifth-graders nationwide to have earned a perfect score of 20 on the difficult *Blue Division* of the WordMasters Challenge™.



SAYVILLE'S *Middle & Elementary* PROFICIENCIES

2016 SCIENCE PERCENT PROFICIENT
COUNTY AND STATE COMPARISON

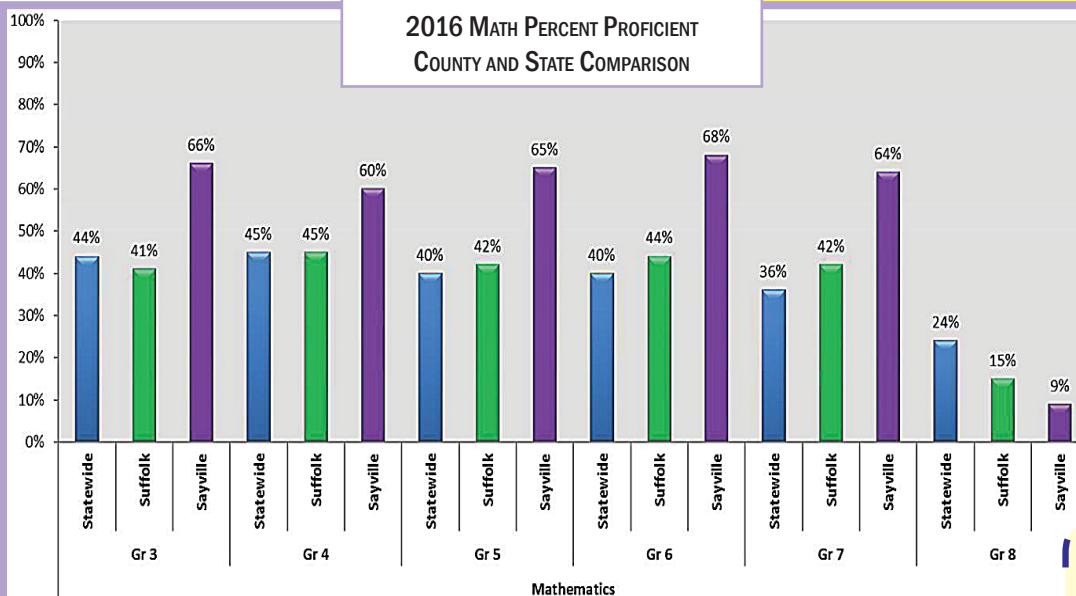


SAYVILLE MIDDLE SCHOOL COMPARISON:

- 42 percent of 8th-grade students were enrolled in the more-demanding Regents-level *Living Environment Course* and were not required to take the 8th-Grade Science Exam.

*Includes students who took the 8th Grade Science exam as well as those who took the Living Environment Regents.

2016 MATH PERCENT PROFICIENT
COUNTY AND STATE COMPARISON



MORE COMPARISONS:

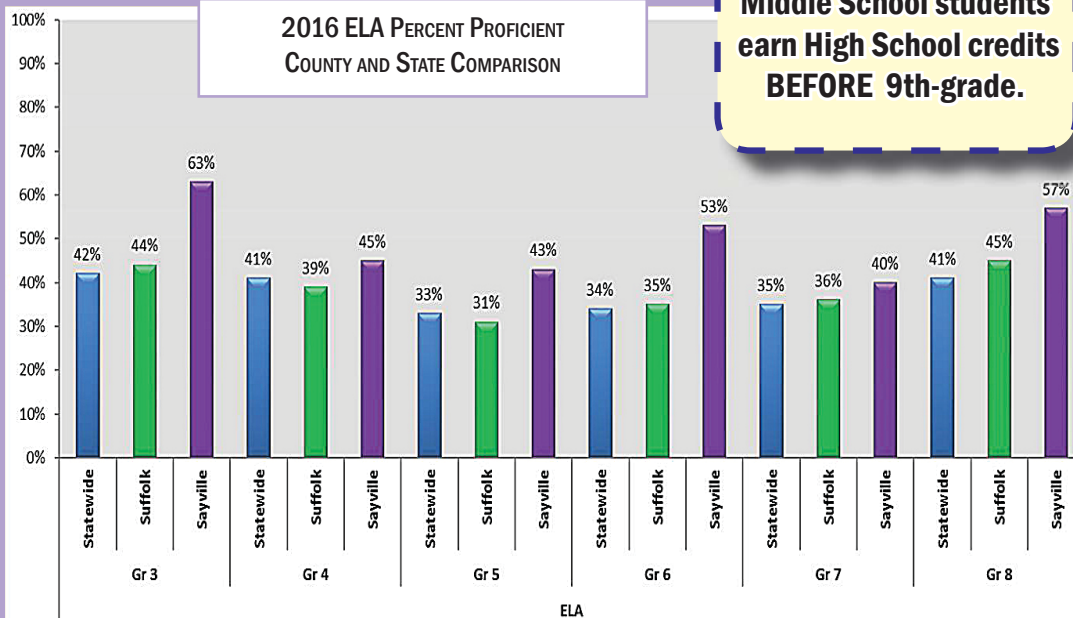
- 40 percent of 8th-grade students were enrolled in the more-demanding *Algebra Course* and were not required to take the 8th-Grade Math Exam.

Many Sayville Middle School students earn High School credits BEFORE 9th-grade.

MORE COMPARISONS:

- 22-27% of the students in grades 3-8 participated in the 3-8 Testing. Among those who were tested, Sayville averaged *ABOVE* state-and-county performance.

2016 ELA PERCENT PROFICIENT
COUNTY AND STATE COMPARISON



Extracurricular Activities

How many of our students engage in extracurricular programs in the arts, athletics, community service organizations, and sciences which are offered by the district?

| High School | STUDENT ENGAGEMENT | Activity/Student-Ratio |
|--|--------------------|------------------------|
| • In interscholastic athletic activities | 1,081 | 1.10 |
| • In co-curricular activities | 971 | 0.99 |
| On average, HS students participate in more than two extracurricular activities. | 2,062 | 2.09 |

| Middle School | STUDENT ENGAGEMENT | Activity/Student-Ratio |
|--|--------------------|------------------------|
| • In MS & JV athletic activities | 748 | 0.97 |
| • In co-curricular activities | 540 | 0.74 |
| On average, MS students participate in more than one extracurricular activity. | 1,288 | 1.71 |

INSTRUCTIONAL TECHNOLOGY

Transforming Teaching and Learning Across the District!


Coding, STEM, Blended Learning, and Makerspaces are just a few of the new and exciting learning experiences that our students are enjoying districtwide. Now, in its third year, the Chromebook 1:1 Initiative will grant access to students in grades 3-11.



ACCRUING ACCOMPLISHMENTS IN ACADEMICS, ARTS, & ATHLETICS

Supported by Sayville School District's tradition of excellence, many Sayville students have garnered countless accolades for their amazing talents as artists, athletes, historians, mathematicians, musicians, scientists, multimedia technicians, and writers.

For her research entitled "Geospatial analysis of hydrofracturing activities related to human health outcomes and seismic activity," Sayville High School Senior CAITLIN GORMLEY (PHOTO RIGHT) was named a Semifinalist Scholar in the nation's most prestigious pre-college science competition The Regeneron Science Talent Search (formerly Intel).



ON THE AIR WITH FACD STUDENTS

Sayville students went on the air with Robert Vecchio, host of *Spotlight on Long Island* on 103.9 LINews Radio.

The students shared their academic and vocational experiences as participants in the district's groundbreaking *Functional Academics and Career Development* program.



COMMUNITY SERVICE

Sayville students PAY IT FORWARD at all grade levels with community service by raising money to beat cancer, heart disease, and ALS; supporting our soldiers; feeding and clothing the needy; and collecting toys to make the holidays a little brighter for those less fortunate. Our students extend their hearts and aid locally, nationally, and globally through various community-service organizations and agencies. Often our students initiate their own drive in response to a particular crisis whether local or worldwide.

To name BUT A FEW of the charitable drives in which all our school students have willingly participated:

- Jeans for Teens
- Senior Citizen Dinner and High School Musical
- Every Child's Dream
- SAC Holiday Dinner
- Jump Rope for Heart

There are too many to name here!



NATIONAL/STATE ACCOLADES

Two Sayville sophomores in *Advanced Computer Graphics* class responded to a design assignment with a banner idea—literally! Will Folks (*Newsweek*) and Allison Neumeyer (*NYS Reward School*) designed and created two 8' by 16' banners in-house to highlight the recent good news about their high school. These banners are on display outdoors and above the High School gymnasium for everyone to see.

- (photo right) Sayville High School was featured in *Newsweek* as one of "America's Top High Schools" in 2016, ranking 239th out of 15,819 schools nationwide.
- (photo right) Sayville High School was designated a "Reward School" - the highest honor bestowed by New York State - for a fifth consecutive year.



In 2015, Sayville Middle School was named New York State Essential Elements: Schools-to-Watch — an unprecedented fourth time — for its "academic excellence, developmental responsiveness, social equity, and superior organization and structure."

COLLEGE READINESS

"Student success in higher education is directly correlated to their exposure to rigorous curricula."

Sayville High School currently offers 22

Advanced Placement courses.



CENTRAL ADMINISTRATION

WALTER SCHATNER, Ed.D., SAYVILLE SCHOOLS SUPERINTENDENT

JOHN BELMONTE, ASSISTANT SUPERINTENDENT FOR BUSINESS

ROSEMARY CAMILLERI, ASSISTANT SUPERINTENDENT FOR HUMAN RESOURCES

JOHN STIMMEL, Ed.D., ASSISTANT SUPERINTENDENT FOR CURRICULUM & INSTRUCTION

PETER BRANSCOMBE, DIRECTOR OF SPECIAL EDUCATION SERVICES

BARBARA HALL, COORDINATOR OF INSTRUCTIONAL TECHNOLOGY

DENNIS MALONEY, COORDINATOR OF PHYSICAL EDUCATION, HEALTH, & INTERSCHOLASTIC ATHLETICS

BOARD OF EDUCATION

JOHN VERDONE, PRESIDENT

THOMAS COOLEY, VICE PRESIDENT

TRUSTEES: CARL CANGELOSI,

NORMAN DEVENAU,

MAUREEN DOLAN, KEITH KOLAR, &

DEBORAH VAN ESSENDELFT